

How To Join Supreme Wealth Alliance Ultimate (SWA Ultimate) [Updated – July 16, 2014]

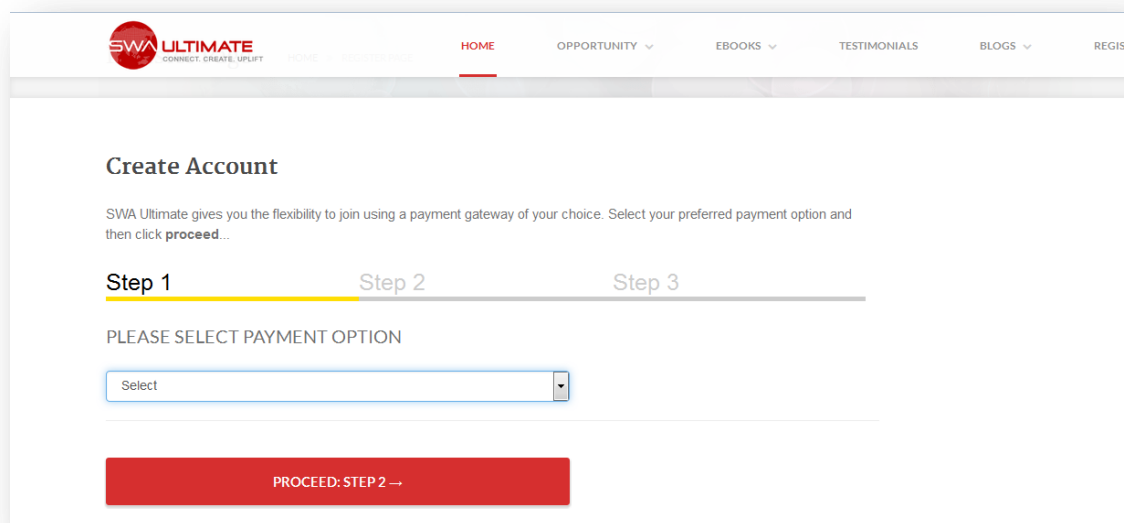
Brought to you by <http://www.viloria.net/supreme-wealth-alliance/how-to-join-swa/>

Hi! I'm **Manny Vloria** (<http://www.viloria.net/swa-pinoy>), a regular SWA Ultimate customer, and you're excited to join the **Supreme Wealth Alliance Ultimate** program. Here's how...

- 1) If you're from outside the Philippines, please remit **US\$55** via **Western Union** to:

Since the recipient name can change from time to time, please visit <http://mannymvloria.swaultimate.com/register> and click on the word "Select" in the dropdown list, then click on "Western Union" before clicking on the "Proceed: Step 2"

Here's the screenshot:



The screenshot shows the 'Create Account' page on the SWA Ultimate website. At the top, there is a navigation bar with the SWA Ultimate logo and links for HOME, OPPORTUNITY, EBOOKS, TESTIMONIALS, and BLOGS. The main heading is 'Create Account'. Below this, a message states: 'SWA Ultimate gives you the flexibility to join using a payment gateway of your choice. Select your preferred payment option and then click proceed...'. A progress indicator shows 'Step 1' as the active step, followed by 'Step 2' and 'Step 3'. Under the heading 'PLEASE SELECT PAYMENT OPTION', there is a dropdown menu with 'Select' as the current selection. At the bottom of the form, there is a prominent red button labeled 'PROCEED: STEP 2' with a right-pointing arrow.

<http://www.viloria.net/swa-pinoy> | This guide is Copyright © 2014 by Manny M. Vloria
How To Join SWA Ultimate

This will allow you to see the Western Union recipient authorized by Supreme Wealth Alliance Philippines, Inc (SWAPI).

As of July 2014, this is what we see in the Western Union page for SWA Ultimate:

To join SWA Ultimate via Western Union, you first have to remit US\$55 to this recipient:

JOYCE ANNE PASTRANA QUIZON
2093 M. Reyes St., Pio Del Pilar,
Makati City, Philippines 1230

REMEMBER: The recipient's name can change. Please visit <http://swaultimate.com-review.org> to see who the current Western Union recipient authorized by SWAPI is.

Note: Make sure that the spelling of the name is correct because even one letter wrong will cause Western Union not to release the payment to SWA, and will delay your activation.

Please take note of the MTCN.

Then, scan your MTCN and send it to info@SupremeWealthAlliance.net

Then register online at:
<http://swaultimate.com-review.org/>

- 2) **In the Philippines**, please deposit to this Banco De Oro (BDO) bank account:

Amount: P2,500

Account Type: Peso Savings

Account number: 00-5320-2036-92
Branch: Evangelista, Makati City
Account Name: Supreme Wealth Alliance Philippines Inc.

Please ask the Bank Teller to show you the Transaction Number on the bank deposit slip.

Then scan your BDO Deposit Slip and email it to:
info@SupremeWealthAlliance.net

Next, register your SWA Ultimate account online at:
<http://mannymvloria.swaultimate.com/register>

IMPORTANT: Please scan your remittance receipt (Western Union, LBC Express, M Lhuillier, Cebuana Lhuillier) or your BDO bank deposit slip, and email to this address:

info@supremewealthalliance.net

(In the Subject line, please type: “SWA Ultimate Payment”)

In the **BODY** of your email please indicate the following:

1. Your preferred SWA Username
2. Your preferred SWA Password
3. Your Full Name
4. Your Email Address

IMPORTANT: Please ensure that you have attached the scanned image of your remittance receipt or bank deposit slip to your email. If you don't have a scanner, please take a photo using a cellphone.

Online Registration

Next, please visit <http://swaultimate.com-review.org/>

<http://www.vloria.net/swa-pinoy> | This guide is Copyright © 2014 by Manny M. Vloria

How To Join SWA Ultimate

Click on the “Select” word in the dropdown list, then click on the type of payment that you chose, then click on the Step 2 button (please see the following screenshot):

SWA ULTIMATE
CONNECT. CREATE. UPLIFT

HOME OPPORTUNITY EBOOKS TESTIMONIALS BLOGS REGISTER

Create Account

SWA Ultimate gives you the flexibility to join using a payment gateway of your choice. Select your preferred payment option and then click **proceed**...

Step 1 Step 2 Step 3

PLEASE SELECT PAYMENT OPTION

Select

PROCEED: STEP 2 →

Next, fill-up the form:

SWA ULTIMATE

Create Account

SWA Ultimate gives you the flexibility to join using a payment gateway of your choice. Select your preferred payment option and then click **proceed**...

Step 1 Step 2 Step 3

Sponsor: Manny M Vilorio

To join SWA Ultimate as a member, you first have to send L1881 to the recipient.
Contact Manny Vilorio at Cebu: 0905 91 7646 91, Pin Care Plus: 0905 91 7646 91, Philippines: 0905 91 7646 91.
Note: Make sure that the spelling of the name is correct because even one letter wrong will cause Member Center not to receive the payment to SWA, and will delay your activation.
After you have successfully deposited the payment, come back to this page and fill up the form below, and then click the **SUBMIT** button.

Last Name:

First Name:

Last Name:

Email:

Mobile No.:

Address:

Country/Province:

Amount Paid:

Amount Paid:

Date of Birth:

Transaction Reference No.:

PROCEED: STEP 3

<http://www.vilorio.net/swa-pinoy> | This guide is Copyright © 2014 by Manny M. Vilorio
How To Join SWA Ultimate

Here are some key points...

Sponsor: Manny M Vloria

This ensures that you will be placed in **Team Manny Vloria**, which means you will have access to Online Marketing Training and Done-For-You marketing tools to help you succeed on the internet.

You will learn the “17 Minutes A Day” blog marketing method, and the “3 Minutes A Day On Facebook” marketing technique.

You will also have access to a Video Marketing Tool that will also help you promote your SWA Ultimate online business.

Your blog or website (created with the help of this tutorial - <http://www.slideshare.net/vloriadotnet/profitable-blogging-revealed-by-manny-vloria>) will be promoted on our blog at Vloria.net

Username

I recommend that you choose something recognizable such as your First Name and Last Name. For example, mannyvloria

NOTE: Please do not put periods or spaces in your Username.

First Name / Last Name

Enter your First Name and Last Name as these appear in your government-issued ID.

Email

Please enter your most reliable email address which you regularly check. Preferably, get a GMail account.

Password

<http://www.vloria.net/swa-pinoy> | This guide is Copyright © 2014 by Manny M. Vloria
How To Join SWA Ultimate

Please enter your preferred password for SWA. Avoid re-using a password that you've used or are currently using elsewhere, such as in Yahoo or GMail. Choose a password that you will use exclusively for SWA.

Confirm Password

To ensure that you know what you previously typed.

Amount Paid

Please include the currency. US\$55 or P2,500 (or higher, if you paid for several SWA Accounts using only one transaction or receipt).

Payment Date

When you paid via LBC Express, MLhuillier, or Cebuana Lhuillier, or deposited your payment at BPI or BDO.

Transaction Reference Number

Please ask the bank teller or the person who handled your payment where on the deposit slip this may be found. In LBC Express, it's the 11-digit Tracking Number (which starts with either 110 or 111).

If you sent payment for more than one person or SWA Account, then starting with the second person please add a letter to the end of the transaction number.

For example, let's assume you deposited P5,000 to Banco De Oro (BDO) for Juan and Juanita Dela Cruz, and that the BDO Transaction Number is 021N123456.

When registering the SWA Account for Juan, use the Transaction Number 021N123456. Then for Juanita, use the Transaction Number 021N123456a.

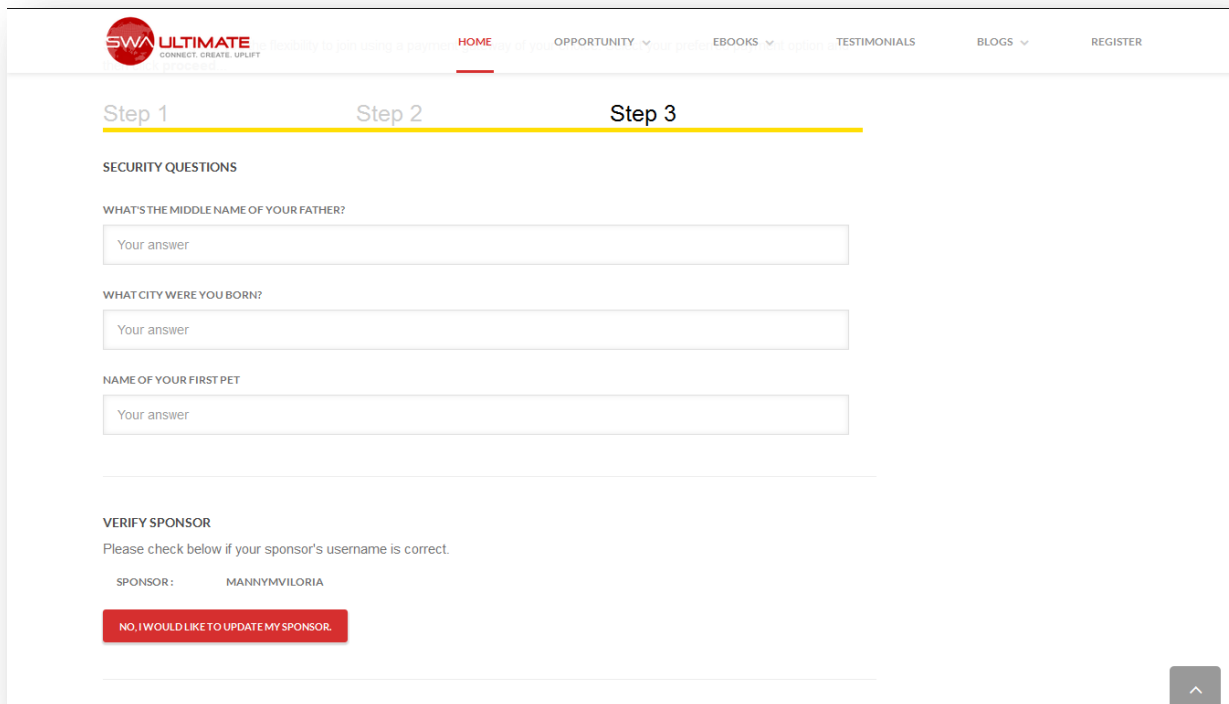
This will let the SWA Admin know that a single deposit covers more than one SWA Account.

Branch of Deposit

This applies only to SWA payments deposited in BPI, BDO or Unionbank. Please ask the teller the official location of the branch where you deposited your SWA payment.

Then, click on the “Proceed: Step 3” button.

You’ll then see this screenshot:



The screenshot shows the SWA Ultimate registration interface. At the top, there is a navigation bar with the SWA Ultimate logo and the tagline "CONNECT. CREATE. UPLIFT." followed by menu items: HOME, OPPORTUNITY, EBOOKS, TESTIMONIALS, BLOGS, and REGISTER. Below the navigation bar, a progress indicator shows three steps: Step 1, Step 2, and Step 3, with Step 3 highlighted in yellow. The main content area is titled "SECURITY QUESTIONS" and contains three input fields with the following questions: "WHAT'S THE MIDDLE NAME OF YOUR FATHER?", "WHAT CITY WERE YOU BORN?", and "NAME OF YOUR FIRST PET". Each field contains the placeholder text "Your answer". Below these fields, there is a section titled "VERIFY SPONSOR" with the instruction "Please check below if your sponsor's username is correct." and a label "SPONSOR:" followed by the text "MANNYMVILORIA". At the bottom of this section, there is a red button with the text "NO, I WOULD LIKE TO UPDATE MY SPONSOR." and a small upward arrow icon in the bottom right corner of the page.

<http://www.viloria.net/swa-pinoy> | This guide is Copyright © 2014 by Manny M. Viloria
How To Join SWA Ultimate

The **Security Questions** will help you generate a SWA PIN Code. If ever you want to change your SWA PIN Code, you will be asked to provide the answers that you entered previously to the Security Questions.

- What's the middle name of your father?
- What city were you born?
- Name of your first pet?

Then, scroll down and read the **Terms of Agreement**.

Under the Terms of Agreement is a checkbox beside “**YES, I AGREE TO THE TERMS AND CONDITIONS.**”

Among the important portions of the Terms of Agreement are Sections 7 and 9.

Take note that based on the April 2014 SWAPI Policy, you may own only one SWAPI Account.

Please also read the guidelines on promoting the SWA Ultimate program. For example, please do not promise or guarantee people that they will earn in SWA.

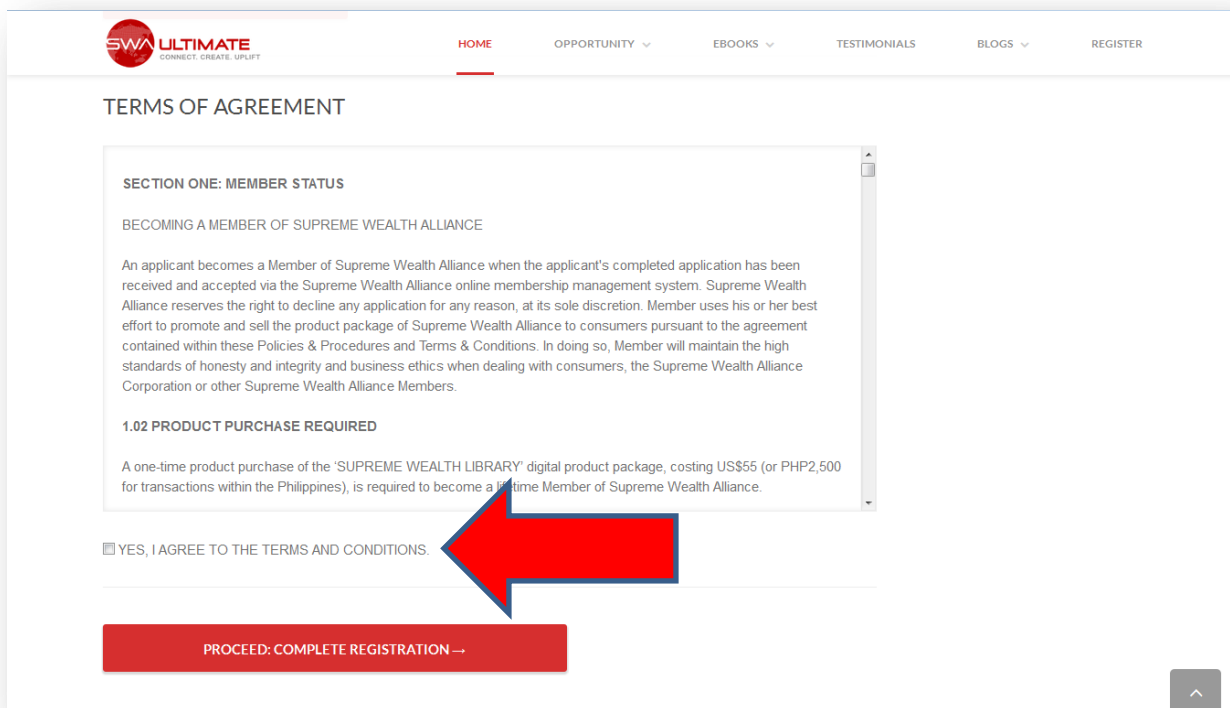
Also keep in mind that SWA is not an investment program. It's not a bank where you will simply place your money and then it will earn interest.

Remember, you are buying the SWA Ultimate online library of ebooks. It's an electronic product.

As I've mentioned earlier, please read the SWA Ultimate Terms of Agreement, and if you agree to the terms...

Click on that checkbox below the Terms of Agreement, then click on the “**Proceed: Complete Registration**” button.

Here's the sample screenshot for your info:



After you click on the Checkbox and on the “Proceed: Complete Registration Button”, you will see a screen that displays the following:

Your SWA Ultimate referral link that begins with your registered SWA Username, a period, followed by swaultimate.com

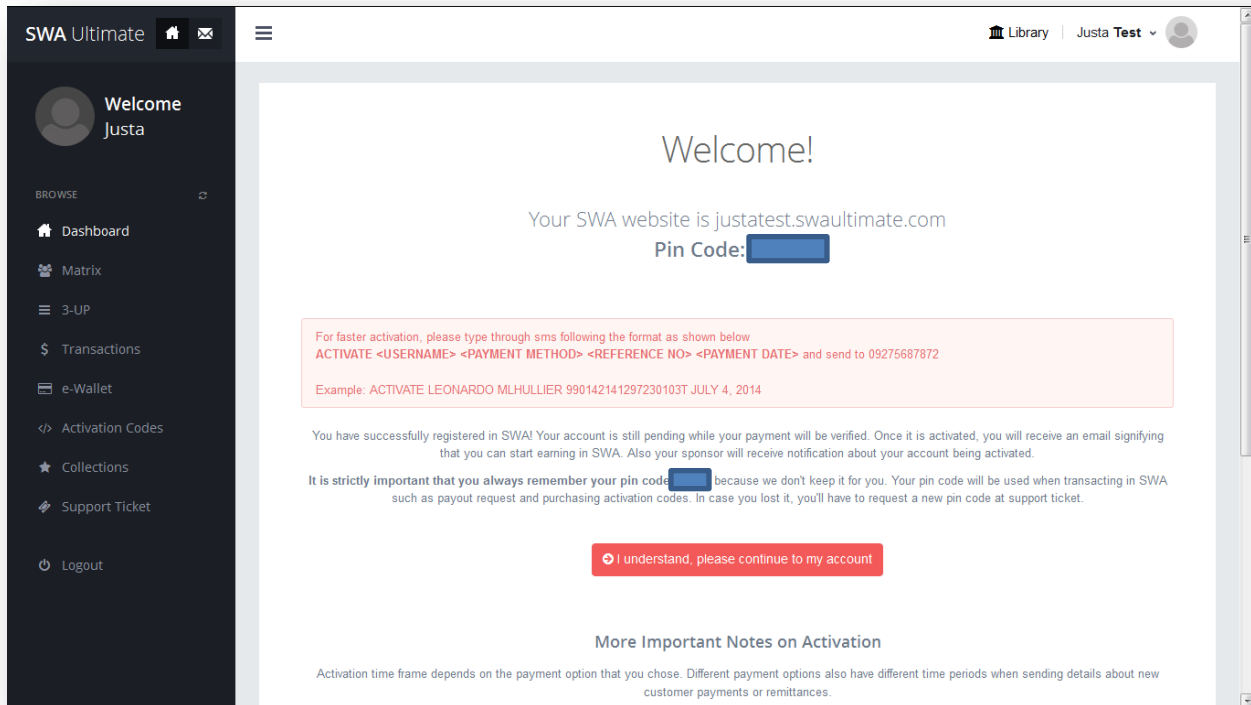
You'll also see your system-generated SWA PIN Code. Please write this down in a paper notebook and store that notebook in a safe place.

You will need that SWA PIN Code whenever you make a Payout Request.

Please also take note of the instructions on how you can speed up the activation of your SWA Account. You'll know if your account has been activated if you visit your SWA Ultimate Website and click on the “Register” Link.

<http://www.viloria.net/swa-pinoy> | This guide is Copyright © 2014 by Manny M. Viloria
How To Join SWA Ultimate

Here's a screenshot of a successfully registered (but not yet activated) SWA account:



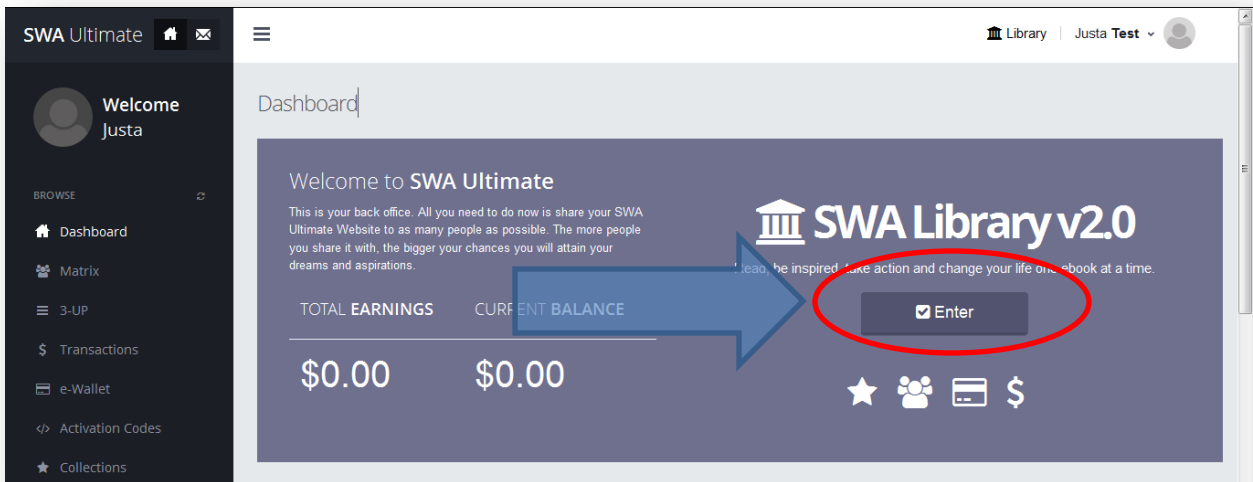
Please take the time to read the info regarding Activation.

Next, click on the “I understand, please continue to my account” button.

You'll see this Dashboard screen inside your SWA back office.

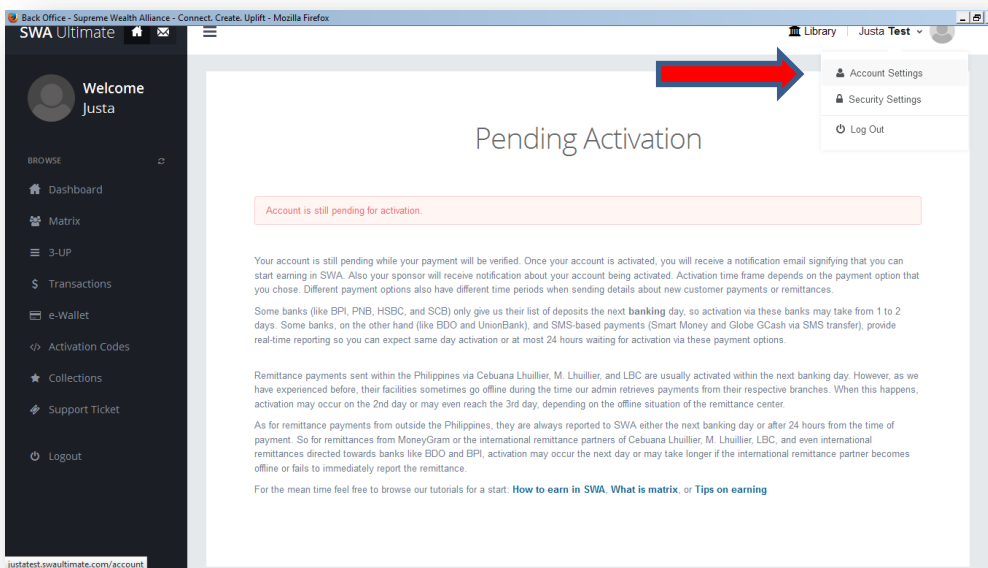
To enter the SWA Library, click on the Enter button (please see the following screenshot):

<http://www.viloria.net/swa-pinoy> | This guide is Copyright © 2014 by Manny M. Viloria
How To Join SWA Ultimate



You will see that your account is “Pending Activation” – Please give the SWA Admin 2 to 3 banking days to verify your payment and activate your account. Kindly coordinate with your SWA Sponsor/Referror regarding this.

In the meantime, click on your Name on the upper righthand corner, then click on “Account Settings” (see screenshot below):



<http://www.viloria.net/swa-pinoy> | This guide is Copyright © 2014 by Manny M. Viloria
How To Join SWA Ultimate

Please fill up your Account Information, especially the **Payout Details**:

The screenshot shows the 'SWA Ultimate' user interface. On the left is a dark sidebar with navigation options: Dashboard, Matrix, 3-UP, Transactions, e-Wallet, Activation Codes, Collections, Support Ticket, and Logout. The main area is a white form titled 'Account Information'. It contains fields for Address, City, State (pre-filled with 'Cebu'), Country (dropdown), Birthday (mm/dd/YYYY), Gender (dropdown), Marital Status (dropdown), Email (with a note 'Must be an active email'), and Phone Number (with a note 'ex: +63999999999'). Below these is the 'Payout Detail' section, where a dropdown menu is highlighted with a red circle and shows 'LBC' selected. Other fields in this section are 'Location' and 'Recipient Name'. At the bottom of the form, there is a checkbox for 'I want my account to be confidential' and a blue 'Update Profile' button.

If you choose LBC or Cebuana for your Payouts, please enter a **Recipient Name** that matches the name shown in your Government-issued ID.

After you enter your Account Information details, click on the **Update Profile** button found near the bottom of the screen.

Reminder: Please give the SWA Admin 2 to 3 banking days to verify your payment and activate your account. Kindly coordinate with your SWA Sponsor/Referror regarding this.

Now let's move on to something important...

Some Important Points

People bought the SWA Ultimate online library of ebooks for different reasons. I know your main reason is that you are interested in reading lots of ebooks and you want to connect with people.

You are someone who likes to gain skills and help others.

From what I've seen, that's how people succeed online.

It's not a matter of simply posting advertisements in Facebook or spamming/tagging your FB "friends" in hopes that they will buy the product you're advertising so that you can earn a commission.

People will take action because of YOU.

Even if 100,000 people are promoting the exact same offer, what will spell the difference is YOU.

So the question is: Why will people support you?

People who know, like, and trust you will be more likely to support you. It's as simple as that.

And what you can do is this: Publish useful or entertaining articles online, and promote what you published so that people know that your words or images exist.

If you type in Manny Viloría in Google, you will find a fair number of webpages that offer tips. If you look at my Facebook pages, you'll find links to different blogs or websites. You will rarely find me promoting a SWA referral link.

Would you like to find out why? The answer is inside TMV...

Team Manny Vloria: First Things First

Please do the following:

1. Visit <https://facebook.com/mannyvloria> and message me to let me know that you have successfully registered, so that I may help ask the SWA Admin about your account activation.
2. Join the **Manny Vloria SWA Ultimate Support Group** at <https://www.facebook.com/groups/supremewealthalliancesupport/>
3. Join our **Online Marketing Tips Private Group** here: <https://www.facebook.com/groups/mannyvloria/>
4. Read the following webpages:
<http://swamazing.com/start-here>
<http://supremewealthalliancex.com/get-started/>

Congratulations! Welcome to Team Manny Vloria!

